

# Introduction to Lexical Analysis

## Outline

---

- Informal sketch of lexical analysis
  - Identifies tokens in input string
- Issues in lexical analysis
  - Lookahead
  - Ambiguities
- Specifying lexical analyzers (lexers)
  - Regular expressions
  - Examples of regular expressions

2

## Lexical Analysis

---

- What do we want to do? Example:

```
if (i == j)
then
    z = 0;
else
    z = 1;
```
- The input is just a string of characters:

```
if (i == j)\nthen\n\tz = 0;\n\telse\n\t\tz = 1;
```
- Goal: Partition input string into substrings
  - where the substrings are tokens
  - and classify them according to their role

3

## What's a Token?

---

- A syntactic category
  - In English:  
noun, verb, adjective, ...
  - In a programming language:  
Identifier, Integer, Keyword, Whitespace, ...

4

## Tokens

---

- Tokens correspond to sets of strings
  - these sets depend on the programming language
- **Identifier**: *strings of letters or digits, starting with a letter*
- **Integer**: *a non-empty string of digits*
- **Keyword**: *"else" or "if" or "begin" or ...*
- **Whitespace**: *a non-empty sequence of blanks, newlines, and tabs*

5

## What are Tokens Used for?

---

- Classify program substrings according to role
- Output of lexical analysis is a stream of tokens ...
- ... which is input to the parser
- Parser relies on token distinctions
  - An identifier is treated differently than a keyword

6

## Designing a Lexical Analyzer: Step 1

---

- Define a finite set of tokens
  - Tokens describe all items of interest
  - Choice of tokens depends on language, design of parser
- Recall
  - `if (i == j)\nthen\n\tz = 0;\n\telse\n\t\tz = 1;`
- Useful tokens for this expression:  
**Integer, Keyword, Relation, Identifier, Whitespace, (, ), =, ;**

7

## Designing a Lexical Analyzer: Step 2

---

- Describe which strings belong to each token
- Recall:
  - **Identifier**: *strings of letters or digits, starting with a letter*
  - **Integer**: *a non-empty string of digits*
  - **Keyword**: *"else" or "if" or "begin" or ...*
  - **Whitespace**: *a non-empty sequence of blanks, newlines, and tabs*

8

## Lexical Analyzer: Implementation

---

An implementation must do two things:

1. Recognize substrings corresponding to tokens
2. Return the value or lexeme of the token
  - The lexeme is the substring

9

## Example

---

- Recall:  

```
if (i == j)\nthen\n\tz = 0;\n\telse\n\t\tz = 1;
```
- Token-lexeme groupings:
  - Identifier: i, j, z
  - Keyword: if, then, else
  - Relation: ==
  - Integer: 0, 1
  - (, ), =, ; single character of the same name

10

## Why do Lexical Analysis?

---

- Dramatically simplify parsing
  - The lexer usually discards “uninteresting” tokens that don’t contribute to parsing
    - E.g. Whitespace, Comments
  - Converts data early
- Separate out logic to read source files
  - Potentially an issue on multiple platforms
  - Can optimize reading code independently of parser

11

## True Crimes of Lexical Analysis

---

- Is it as easy as it sounds?
- Not quite!
- Look at some programming language history . . .

12

## Lexical Analysis in FORTRAN

---

- FORTRAN rule: Whitespace is insignificant
- E.g., `VAR1` is the same as `VA R1`

FORTRAN whitespace rule was motivated by inaccuracy of punch card operators

13

## A terrible design! Example

---

- Consider
  - `DO 5 I = 1,25`
  - `DO 5 I = 1.25`
- The first is `DO 5 I = 1 , 25`
- The second is `DO5I = 1.25`
- Reading left-to-right, the lexical analyzer cannot tell if `DO5I` is a variable or a `DO` statement until after “,” is reached

14

## Lexical Analysis in FORTRAN. Lookahead.

---

Two important points:

1. The goal is to partition the string
  - This is implemented by reading left-to-right, recognizing one token at a time
2. “Lookahead” may be required to decide where one token ends and the next token begins
  - Even our simple example has lookahead issues
    - `i` vs. `if`
    - `=` vs. `==`

15

## Another Great Moment in Scanning History

---

PL/1: Keywords can be used as identifiers:

```
IF THEN THEN THEN = ELSE; ELSE ELSE = IF
```

can be difficult to determine how to label lexemes

16

## More Modern True Crimes in Scanning

---

Nested template declarations in C++

```
vector<vector<int>> myVector
```

```
vector < vector < int >> myVector
```

```
(vector < (vector < (int >> myVector)))
```

17

## Review

---

- The goal of lexical analysis is to
  - Partition the input string into *lexemes* (the smallest program units that are individually meaningful)
  - Identify the token of each lexeme
- Left-to-right scan  $\Rightarrow$  lookahead sometimes required

18

## Next

---

- We still need
  - A way to describe the lexemes of each token
  - A way to resolve ambiguities
    - Is `if` two variables `i` and `f`?
    - Is `==` two equal signs `=` `=`?

19

## Regular Languages

---

- There are several formalisms for specifying tokens
- *Regular languages* are the most popular
  - Simple and useful theory
  - Easy to understand
  - Efficient implementations

20

## Languages

---

**Def.** Let  $\Sigma$  be a set of characters. A *language*  $\Lambda$  over  $\Sigma$  is a set of strings of characters drawn from  $\Sigma$   
( $\Sigma$  is called the *alphabet* of  $\Lambda$ )

21

## Examples of Languages

---

- Alphabet = English characters
- Language = English sentences
- Not every string on English characters is an English sentence
- Alphabet = ASCII
- Language = C programs
- Note: ASCII character set is different from English character set

22

## Notation

---

- Languages are sets of strings
- Need some notation for specifying which sets of strings we want our language to contain
- The standard notation for regular languages is *regular expressions*

23

## Atomic Regular Expressions

---

- Single character

$$'c' = \{ "c" \}$$

- Epsilon

$$\epsilon = \{ "" \}$$

24

## Compound Regular Expressions

---

- Union

$$A + B = \{s \mid s \in A \text{ or } s \in B\}$$

- Concatenation

$$AB = \{ab \mid a \in A \text{ and } b \in B\}$$

- Iteration

$$A^* = \bigcup_{i \geq 0} A^i \text{ where } A^i = A \dots i \text{ times } \dots A$$

25

## Regular Expressions

---

- **Def.** The *regular expressions over*  $\Sigma$  are the smallest set of expressions including

$\varepsilon$

'c' where  $c \in \Sigma$

$A + B$  where  $A, B$  are rexp over  $\Sigma$

$AB$  " " "

$A^*$  where  $A$  is a rexp over  $\Sigma$

26

## Syntax vs. Semantics

---

- To be careful, we should distinguish syntax and semantics (meaning) of regular expressions

$$L(\varepsilon) = \{\epsilon\}$$

$$L('c') = \{c\}$$

$$L(A + B) = L(A) \cup L(B)$$

$$L(AB) = \{ab \mid a \in L(A) \text{ and } b \in L(B)\}$$

$$L(A^*) = \bigcup_{i \geq 0} L(A^i)$$

27

## Example: Keyword

---

Keyword: "else" or "if" or "begin" or ...

'else' + 'if' + 'begin' + ...

Note: 'else' abbreviates 'e'l's'e'

28

## Example: Integers

---

Integer: *a non-empty string of digits*

digit = '0'+ '1'+ '2'+ '3'+ '4'+ '5'+ '6'+ '7'+ '8'+ '9'

integer = digit digit\*

Abbreviation:  $A^+ = AA^*$

29

## Example: Identifier

---

Identifier: *strings of letters or digits, starting with a letter*

letter = 'A' + ... + 'Z' + 'a' + ... + 'z'

identifier = letter (letter + digit)\*

Is (letter\* + digit\*) the same?

30

## Example: Whitespace

---

Whitespace: *a non-empty sequence of blanks, newlines, and tabs*

$( ' ' + \backslash n + \backslash t )^+$

31

## Example 1: Phone Numbers

---

- Regular expressions are all around you!
- Consider **+46(0)18-471-1056**

$\Sigma$  = digits  $\cup$  {+, -, (, )}

country = digit digit

city = digit digit

univ = digit digit digit

extension = digit digit digit digit

phone\_num = '+' country '(' 0 ')' city '-' univ '-' extension

32



## Example 2: Email Addresses

---

- Consider *kostis@it.uu.se*

$\Sigma$  = letters  $\cup$  {.,@}

name = letter<sup>+</sup>

address = name '@' name '.' name '.' name

33

## Summary

---

- Regular expressions describe many useful languages
- Regular languages are a language specification
  - We still need an implementation
- Next: Given a string  $s$  and a regular expression  $R$ , is  $s \in L(R)$ ?
- A yes/no answer is not enough!
- Instead: partition the input into tokens
- We will adapt regular expressions to this goal

34

## Implementation of Lexical Analysis

## Outline

---

- Specifying lexical structure using regular expressions
- Finite automata
  - Deterministic Finite Automata (DFAs)
  - Non-deterministic Finite Automata (NFAs)
- Implementation of regular expressions  
RegExp  $\Rightarrow$  NFA  $\Rightarrow$  DFA  $\Rightarrow$  Tables

36

## Notation

---

- For convenience, we will use a variation (we will allow user-defined abbreviations) in regular expression notation
- Union:  $A + B \equiv A | B$
- Option:  $A + \varepsilon \equiv A?$
- Range:  $'a'+ 'b'+ \dots + 'z' \equiv [a-z]$
- Excluded range:  
complement of  $[a-z] \equiv [^a-z]$

37

## Regular Expressions $\Rightarrow$ Lexical Specifications

---

1. Select a set of tokens
  - *Integer*, *Keyword*, *Identifier*, *LeftPar*, ...
2. Write a regular expression (pattern) for the lexemes of each token
  - *Integer* =  $\text{digit}^+$
  - *Keyword* =  $'\text{if}' + '\text{else}' + \dots$
  - *Identifier* =  $\text{letter}(\text{letter} + \text{digit})^*$
  - *LeftPar* =  $'('$
  - ...

38

## Regular Expressions $\Rightarrow$ Lexical Specifications

---

3. Construct  $R$ , a regular expression matching all lexemes for all tokens

$$\begin{aligned} R &= \text{Keyword} + \text{Identifier} + \text{Integer} + \dots \\ &= R_1 + R_2 + R_3 + \dots \end{aligned}$$

Facts: If  $s \in L(R)$  then  $s$  is a lexeme

- Furthermore  $s \in L(R_i)$  for some "i"
- This "i" determines the token that is reported

39

## Regular Expressions $\Rightarrow$ Lexical Specifications

---

4. Let input be  $x_1 \dots x_n$ 
  - ( $x_1 \dots x_n$  are characters in the language alphabet)
  - For  $1 \leq i \leq n$  check  
 $x_1 \dots x_i \in L(R) ?$
5. It must be that  
 $x_1 \dots x_i \in L(R_j)$  for some  $i$  and  $j$   
(if there is a choice, pick a smallest such  $j$ )
6. Report token  $j$ , remove  $x_1 \dots x_i$  from input and go to step 4

40

## How to Handle Spaces and Comments?

---

### 1. We could create a token **Whitespace**

**Whitespace** = (' ' + '\n' + '\t')<sup>+</sup>

- We could also add comments in there
- An input " \t\n 555 " is transformed into **Whitespace Integer Whitespace**

### 2. Lexical analyzer skips spaces (preferred)

- Modify step 5 from before as follows:  
It must be that  $x_k \dots x_i \in L(R_j)$  for some  $j$  such that  $x_1 \dots x_{k-1} \in L(\text{Whitespace})$
- Parser is not bothered with spaces

41

## Ambiguities (1)

---

- There are ambiguities in the algorithm
- How much input is used? What if
  - $x_1 \dots x_i \in L(R)$  and also  $x_1 \dots x_k \in L(R)$
- The "maximal munch" rule: Pick the longest possible substring that matches  $R$

42

## Ambiguities (2)

---

- Which token is used? What if
  - $x_1 \dots x_i \in L(R_j)$  and also  $x_1 \dots x_i \in L(R_k)$
- Rule: use rule listed first ( $j$  if  $j < k$ )
- Example:
  - $R_1 = \text{Keyword}$  and  $R_2 = \text{Identifier}$
  - "if" matches both
  - Treats "if" as a keyword not an identifier

43

## Error Handling

---

- What if
  - No rule matches a prefix of input ?
- Problem: Can't just get stuck ...
- Solution:
  - Write a rule matching all "bad" strings
  - Put it last
- Lexical analysis tools allow the writing of:  
 $R = R_1 + \dots + R_n + \text{Error}$ 
  - Token **Error** matches if nothing else matches

44

## Summary

---

- Regular expressions provide a concise notation for string patterns
- Use in lexical analysis requires small extensions
  - To resolve ambiguities
  - To handle errors
- Good algorithms known (next)
  - Require only single pass over the input
  - Few operations per character (table lookup)

45

## Regular Languages & Finite Automata

---

### Basic formal language theory result:

*Regular expressions and finite automata both define the class of regular languages.*

Thus, we are going to use:

- Regular expressions for specification
- Finite automata for implementation (automatic generation of lexical analyzers)

46

## Finite Automata

---

A finite automaton is a *recognizer* for the strings of a regular language

A finite automaton consists of

- A finite input alphabet  $\Sigma$
- A set of states  $S$
- A start state  $n$
- A set of accepting states  $F \subseteq S$
- A set of transitions state  $\rightarrow^{\text{input}}$  state

47

## Finite Automata

---

- Transition

$$s_1 \rightarrow^a s_2$$

- Is read

In state  $s_1$  on input "a" go to state  $s_2$

- If end of input
  - If in accepting state  $\Rightarrow$  accept
- Otherwise
  - If no transition possible  $\Rightarrow$  reject

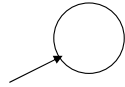
48

## Finite Automata State Graphs

- A state



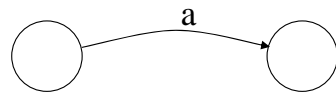
- The start state



- An accepting state



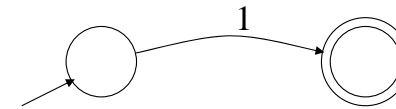
- A transition



49

## A Simple Example

- A finite automaton that accepts only "1"

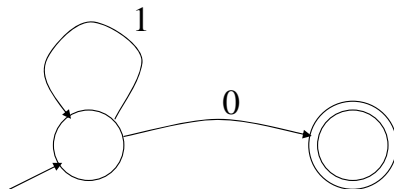


- A finite automaton accepts a string if we can follow transitions labeled with the characters in the string from the start to some accepting state

50

## Another Simple Example

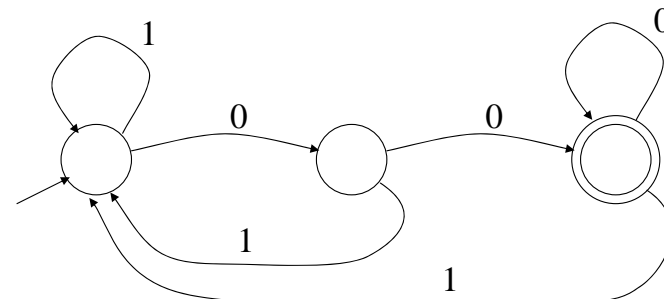
- A finite automaton accepting any number of 1's followed by a single 0
- Alphabet: {0,1}



51

## And Another Example

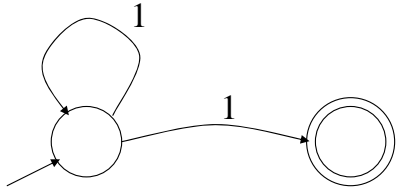
- Alphabet {0,1}
- What language does this recognize?



52

## And Another Example

- Alphabet still  $\{0, 1\}$

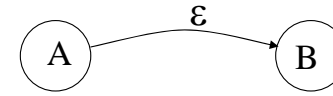


- The operation of the automaton is not completely defined by the input
  - On input "11" the automaton could be in either state

53

## Epsilon Moves

- Another kind of transition:  $\epsilon$ -moves



- Machine can move from state A to state B without reading input

54

## Deterministic and Non-Deterministic Automata

- **Deterministic Finite Automata (DFA)**
  - One transition per input per state
  - No  $\epsilon$ -moves
- **Non-deterministic Finite Automata (NFA)**
  - Can have multiple transitions for one input in a given state
  - Can have  $\epsilon$ -moves
- Finite automata have finite memory
  - Enough to only encode the current state

55

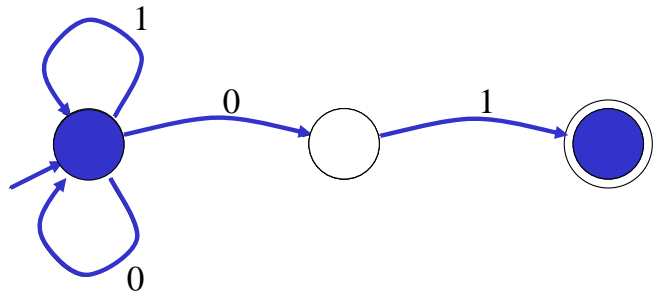
## Execution of Finite Automata

- A DFA can take only one path through the state graph
  - Completely determined by input
- NFAs can choose
  - Whether to make  $\epsilon$ -moves
  - Which of multiple transitions for a single input to take

56

## Acceptance of NFAs

- An NFA can get into multiple states



- Input: 1 0 1
- Rule: NFA accepts an input if it can get in a final state

57

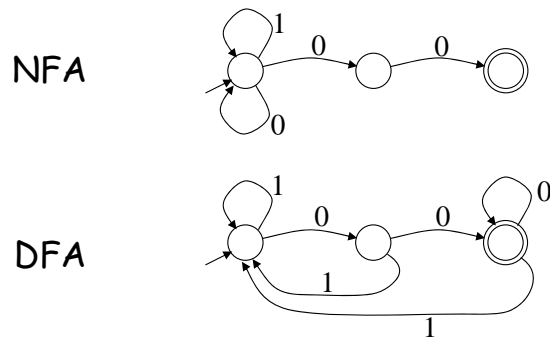
## NFA vs. DFA (1)

- NFAs and DFAs recognize the same set of languages (regular languages)
- DFAs are easier to implement
  - There are no choices to consider

58

## NFA vs. DFA (2)

- For a given language the NFA can be simpler than the DFA

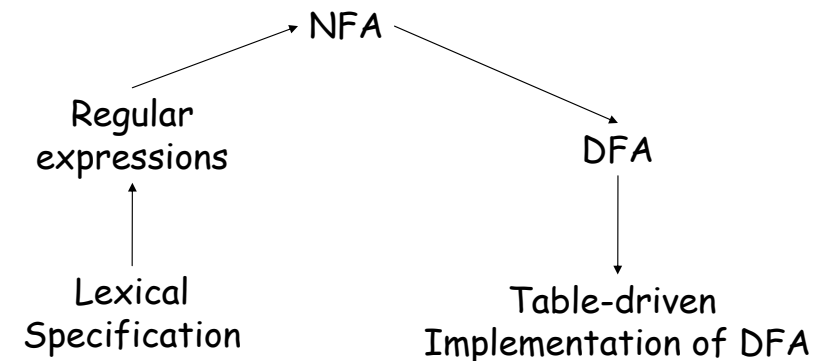


- DFA can be exponentially larger than NFA (contrary to what is shown in the above example)

59

## Regular Expressions to Finite Automata

- High-level sketch



60

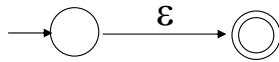
## Regular Expressions to NFA (1)

- For each kind of reg. expr, define an NFA
  - Notation: NFA for regular expression  $M$

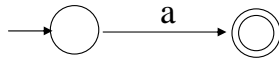


i.e. our automata have **one** start and **one** accepting state

- For  $\epsilon$



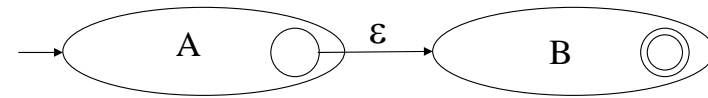
- For input  $a$



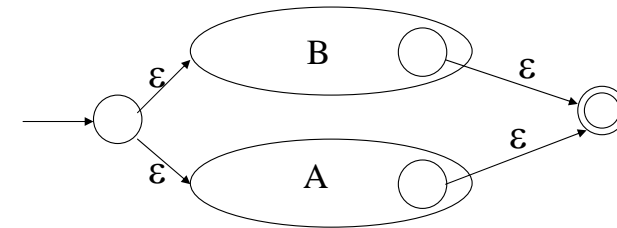
61

## Regular Expressions to NFA (2)

- For  $AB$



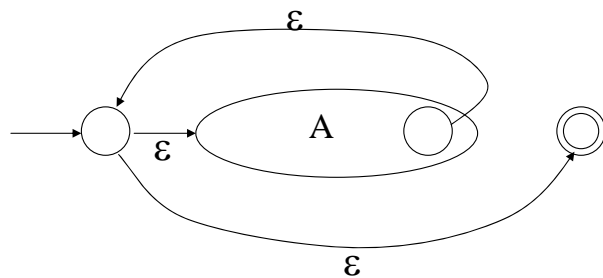
- For  $A + B$



62

## Regular Expressions to NFA (3)

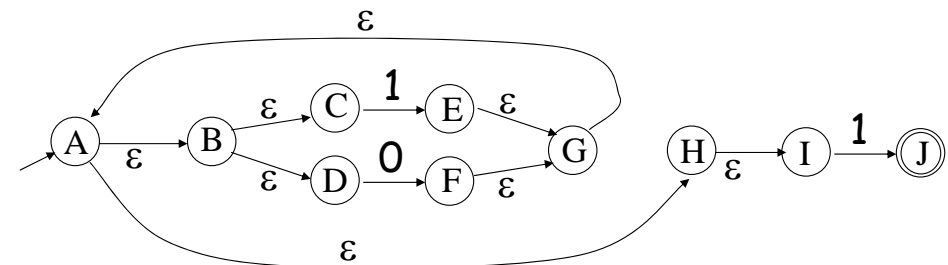
- For  $A^*$



63

## Example of Regular Expression $\rightarrow$ NFA conversion

- Consider the regular expression  $(1+0)^*1$
- The NFA is



64



## NFA to DFA. The Trick

- Simulate the NFA
- Each state of DFA
  - = a non-empty subset of states of the NFA
- Start state
  - = the set of NFA states reachable through  $\epsilon$ -moves from NFA start state
- Add a transition  $S \xrightarrow{a} S'$  to DFA iff
  - $S'$  is the set of NFA states reachable from any state in  $S$  after seeing the input  $a$ 
    - considering  $\epsilon$ -moves as well

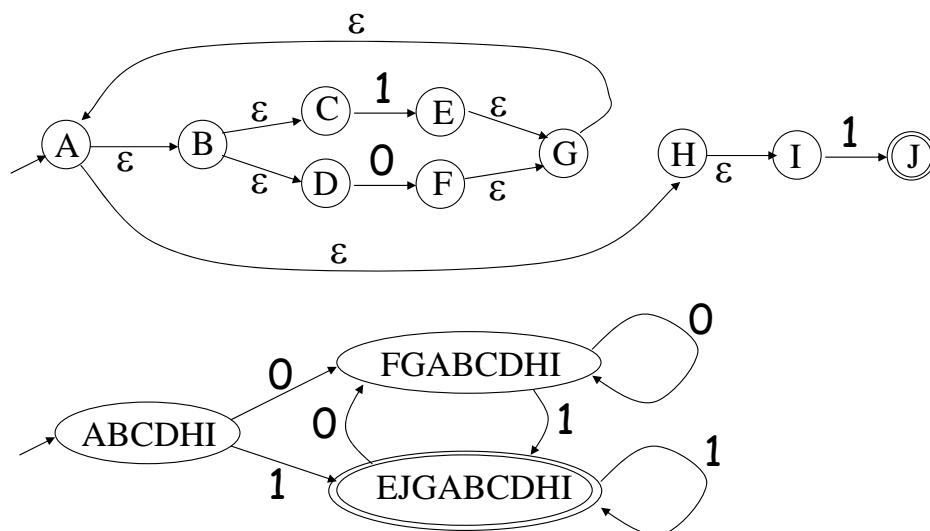
65

## NFA to DFA. Remark

- An NFA may be in many states at any time
- How many different states ?
- If there are  $N$  states, the NFA must be in some subset of those  $N$  states
- How many subsets are there?
  - $2^N - 1 =$  finitely many

66

## NFA to DFA Example



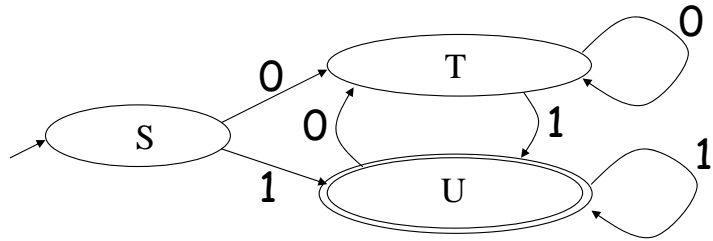
67

## Implementation

- A DFA can be implemented by a 2D table  $T$ 
  - One dimension is "states"
  - Other dimension is "input symbols"
  - For every transition  $S_i \xrightarrow{a} S_k$  define  $T[i,a] = k$
- DFA "execution"
  - If in state  $S_i$  and input  $a$ , read  $T[i,a] = k$  and skip to state  $S_k$
  - Very efficient

68

## Table Implementation of a DFA



	0	1
S	T	U
T	T	U
U	T	U

69

## Implementation (Cont.)

- NFA → DFA conversion is at the heart of tools such as *lex*, *ML-Lex*, *flex* or *jlex*
- But, DFAs can be huge
- In practice, *flex*-like tools trade off speed for space in the choice of NFA and DFA representations

70

## Theory vs. Practice

Two differences:

- DFAs *recognize* lexemes. A lexer must return a *type of acceptance* (token type) rather than simply an accept/reject indication.
- DFAs consume the complete string and accept or reject it. A lexer must *find* the end of the lexeme in the input stream and then find the *next one*, etc.

71